

Variant: *NM_001754.5(RUNX1):c.967+2_967+5del*

Version: 1.0

CA645614125 [↗](#)

945290 (ClinVar) [↗](#)

Gene: RUNX1 ([HGNC:861](#))

Condition: hereditary thrombocytopenia and hematological cancer predisposition syndrome associated with RUNX1 ([MONDO:0100083](#))

Inheritance Mode: Autosomal dominant inheritance

UUID: 8fa5be74-26b6-4d6e-bb6e-ca90b6cdf97a

Approved on: 2023-12-09

Published on: 2023-12-09

HGVS expressions

NM_001754.5:c.967+2_967+5del

NM_001754.5(RUNX1):c.967+2_967+5del

NC_000021.9:g.34799299_34799302del

CM000683.2:g.34799299_34799302del

NC_000021.8:g.36171596_36171599del

CM000683.1:g.36171596_36171599del

NC_000021.7:g.35093466_35093469del

NG_011402.2:g.1190413_1190416del

ENST00000675419.1:c.967+2_967+5del

ENST00000300305.7:c.967+2_967+5del

ENST00000344691.8:c.886+2_886+5del

ENST00000399240.5:c.694+2_694+5del

ENST00000437180.5:c.967+2_967+5del

ENST00000482318.5:c.*557+2_*557+5del

NM_001001890.2:c.886+2_886+5del

NM_001754.4:c.967+2_967+5del

NM_001001890.3:c.886+2_886+5del

Pathogenic

Met criteria codes 4

PS4_Moderate PVS1_Strong

PM2_Supporting PP1_Strong

Not Met criteria codes 21

PM6 PM3 PM5 PM4 BA1
BS1 BS4 BS3 BS2 BP5 BP7
BP4 BP3 BP1 BP2 PS1 PS2
PS3 PP2 PP3 PP4

Evidence Links 0

Expert Panel

Myeloid Malignancy VCEP [↗](#)

Criteria Specification Information

[↗](#) **Criteria Specification:** ClinGen Myeloid Malignancy Expert Panel Specifications to the ACMG/AMP Variant Interpretation Guidelines Version 2

[↗](#) **Criteria Specification Approval History**









[↗](#) **Criteria Specifications for this VCEP**

Evidence submitted by expert panel


















Myeloid Malignancy VCEP


















NM_001754.5(RUNX1):c.967+2_967+5del is a noncoding variant. This variant was found to co-segregate with disease in multiple affected family members, with seven or more (8) meioses observed in one family/across 1 family (PP1_Strong; PMID: 28240786). Skips exon 8 with in frame del270- 323 and D269A deletion in TAD(PVS1_strong). This variant has been reported in two or three probands (X) meeting at least one of the RUNX1-phenotypic criteria (PS4_Moderate; PMID: 28240786, doi: 10.1093/ajcp/aqz121.026) (PS4_moderate). This variant is completely absent from all population databases with at least 20x coverage for RUNX1 (PM2_supporting). In summary, this variant meets criteria to be classified as pathogenic. ACMG/AMP criteria applied, as specified by the Myeloid Malignancy Variant Curation Expert Panel for RUNX1: PP1_strong, PVS1_strong, PS4_moderate, PM2_supporting

Met criteria codes

| | | | |
|-----------------------|---|---|--|
| PS4_Moderate |  |  | PS4_Moderate: This variant has been reported in two or three probands (X) meeting at least one of the RUNX1-phenotypic criteria (PS4_Moderate; PMID: 28240786, doi: 10.1093/ajcp/aqz121.026). |
| PVS1_Strong |  |  | Skip exon 8 with in frame del270- 323 and D269A deletion in TAD |
| PM2_Supporting |  |  | This variant is completely absent from all population databases with at least 20x coverage for RUNX1 (PM2). |
| PP1_Strong |  |  | This variant was found to co-segregate with disease in multiple affected family members, with seven or more (8) meioses observed in one family/across 1 family (PP1_Strong; PMID: 28240786). |

Not Met criteria codes

| | | | |
|------------|---|---|---|
| PM6 |  |  | nil data |
| PM3 | |  | not applicable |
| PM5 |  |  | Not applicable |
| PM4 |  |  | Not applicable |
| BA1 |  |  | This variant is completely absent from all population databases with at least 20x coverage for RUNX1 (PM2). |
| BS1 |  |  | This variant is completely absent from all population databases with at least 20x coverage for RUNX1 (PM2). |
| BS4 |  |  | not seen in unaffected individuals in reported families |
| BS3 |  |  | no data |
| BS2 | |  | not applicable |
| BP5 | |  | not applicable |

| | | | |
|------------|---|---|----------------|
| BP7 |  |  | Not applicable |
| BP4 |  |  | Not applicable |
| BP3 | |  | Not applicable |
| BP1 | |  | not applicable |
| BP2 |  |  | not applicable |
| PS1 |  |  | Not applicable |
| PS2 | |  | nil data |
| PS3 |  |  | no data |
| PP2 | |  | not applicable |
| PP3 |  |  | Not applicable |
| PP4 | |  | not applicable |

Curation History [↗](#)

Showing 1 to 1 of 1 rows

| |
|--|
| |
|--|

The information on this website is not intended for direct diagnostic use or medical decision-making without review by a genetics professional. Individuals should not change their health behavior solely on the basis of information contained on this website. If you have questions about the information contained on this website, please see a health care professional.